

Khate Sefid English Books

for Kids

Tip Top

2

Science Book



Accredited by
the Westcliff University



Ivan H. Williams (Ph.D.)
Majid Tavanaie

In the Name of God

Ava ghazvini

Khate Sefid English Books for Kids

Tip Top

Science Book

2



Ivan H. Williams (Ph.D.)
Majid Tavanaie



KHATE SEFID DANESH INST

www.khatesefid.com

سرشناسه: توانایی، مجید، ۱۳۵۲

Tavanaie, Majid

عنوان و نام بنیادآور: Tip Top2: Science Book

مشخصات نشر: مؤسسه خط سفید دانش

مشخصات ظاهری: ۲۴، مصور (رنگی)، خستنی

فروست: Khate Sefid English books for kids

شابک: 978-600-95721-2-0

وضعیت فهرست نویسی: قیبا

رده بندی کنگره: ۱۳۹۴، ۹۲، ۸۲، ۱۰۶۵ PE

رده بندی دیویی: ۴۲۸۲

شماره کتابشناسی ملی: ۳۹۱۶۲۴۵



KHATE SEFID DANESH INST

Tip Top Science Book 2

Authors and Editors: Ivan H. Williams (Ph.D.), Majid Tavanaie

Content Supervisors: Mohammad Ali Kowsary (Ph.D.), Fahimeh Farahmad

Designer: Mahsa Mashreghi

Third Published: Khate Sefid Danesh Inst. 2018

Printed at: Dana Printing House

Circulation: 3000

Price: 100.000 R

ISBN: 978-600-95721-2-0

All rights reserved.


No part of this publication may be reproduced, stored in a retrieval system, or transmitted, in any form or by any means, without the prior permission in writing of Khate Sefid Danesh Inst.

Central Office: No. 134, Between 12 Farvardin & Ordibehesht, Shohadaye Jandarmeri St.,

Enghelab Sq., Tehran, Iran. 021-66417694

Contact Us: 09105008424

SMS: 10000445

 khatesefid

www.tiptopforkids.com

www.khatesefid.com



Table of Contents

Unit 1: Look around You

Living Things	4
What Do Living Things Do? (1)	5
What Do Living Things Do? (2)	6
What Do Living Things Need to Stay Alive?	7
Non-living Things	8
Let's Review	9

Unit 2: I Love Animals

Animals	10
How Do Animals Move?	11
What Do Animals Eat?	12
Where Do Animals Live?	13
Let's Review	14

Unit 3: Animals Are Good for Us

Animals and Their Babies	15
Animals and Their Uses	16
Insects	17
Insects and Us	18
Let's Review	19

Unit 4: It's Mealtime

Food	20
Healthy and Unhealthy Foods	21
Mealtimes	22
Let's Review	23

Glossary	24
----------	----

Look around You

Living Things

Living things are people, plants and animals.



New Words




Living thing



People



Plants




Animals

Teaching Standard (TS): Introduce the learners some living things that may exist around them or they may see on TV, at home or in park, etc.

Living things ...

○ Grow



New Words



Grow



Eat

○ Eat



TS: Tell the learners about the features of living things. You can use flashcards to show the life cycle of living things or their main types of food.

Living things ...

Breathe



Move



Have babies



New Words



Breathing



Moving



Having babies

TS: Tell the learners about the main features of a living thing. Ask them to move and breathe for teaching these features.

Living things need

● Air



● Food



● Water



New Words



Air



Food




Water

What Do Living Things Need to Stay Alive?

TS: Ask the learners about what a living thing needs in its life. Continue the conversation according to three main needs of living things.

Non-living things do not grow, eat or breathe.

**New Words**

Non-living
thing

They do not have babies or move by themselves.



TS: Tell the learners that non-living things cannot grow, eat or have babies. Prove this by giving an example.

Review Time



Living things



Non-living things



People




Plants



Animals

Cross out (X) the non-living things. Then, group the living things.




TS: In this page, the learners should first distinguish the non-living things and then cross them out. Then, they should match each living thing to its category.

I Love Animals

Animals

10

Animals are living things. Some of them live around us.



TS: Ask the learners about the animals they have seen around them. Then, name the above animals one by one and tell them about the main features of each animal.

New Words



Animals



Cat




Dog



Fish

Animals move differently.



New Words



Fly



Run



Hop




Swim

TS: Use body gestures and movements for teaching how each animal moves. Ask the learners to do the movements after you have taught the lesson.

Some animals eat



Some animals eat



New Words




Plant



Meat

TS: Give some examples of the animals that are found around the learners. Speak about animals that eat meat like cats and dogs and also some others that eat plants like sheep and cows.

Some animals live on land.



New Words




Land




Water

Some animals live in water.




TS: You can use familiar animals as your examples. Tell the learners that some animals must live in water otherwise they die and some others must live on land otherwise they die.

A: Draw a line from animals to where they live.



B: Group the animals into 2, based on what they eat.



TS: Review what you have taught in previous sessions. Then, assess the learners with the help of these activities.

Review Time



Animals



Fly



Hop




Run



Swim

Animals are living things. They have babies.

New Words



Animals



Babies



Growing

Animals Are Good for Us

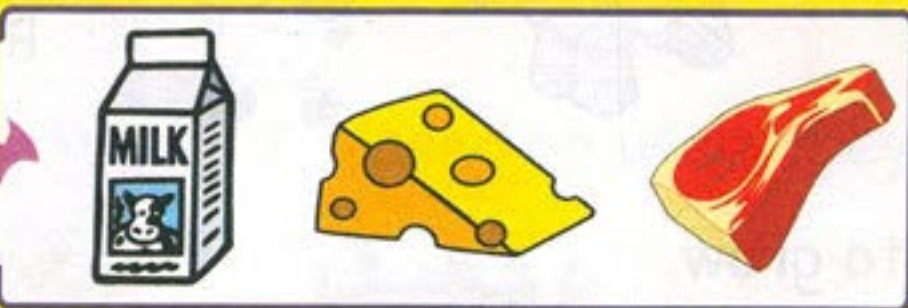
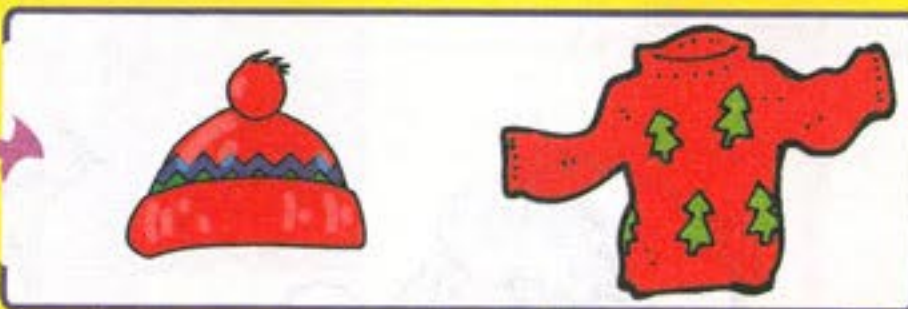

Animals and Their Babies

Babies need food to grow.



TS: Tell the learners that just like the human beings, animals can also have babies. Tell them that babies need food to grow.

Some animals are useful for us.



New Words



Egg



Hat




Milk



Carriage

TS: Speak about the animals that are useful for us. Name each benefit they give us.

Look. They are all insects.



New Words



Insects




Legs

They have six legs.



6 Legs




TS: Ask the learners to name some insects either in Persian or English. Then, start with this page and give more pieces of information about each insect.

Some insects are useful for us.



Some insects are not useful for us.



New Words



Useful



Useless

TS: Ask the learners to name some insects which are good/bad for us either in Persian or English. Then, elaborate on the reasons why each insect is good/bad for us.

Review Time

A: Match the animals to their use.



Animals




Insects



Food

B: Which insects are useful to us? Tick them.



TS: First, review what you have taught. Then, assess the learners' understanding with the help of these activities.

It's
Mealtime

Food

Food is what we eat. Food helps us grow.



New Words



Carrot




Apple



Banana

Food gives us energy to do things.



TS: First of all, ask the learners about their favorite food(s) either in Persian or English. Then, tell them about the energy that the food we eat gives us. Tell them that food helps us grow.

New Words

Some foods are good for us. We should eat them.



Milk




Vegetables



Fruits

Some foods are not good for us. We should not eat too much of them.



TS: Here you should speak about healthy foods which are good for us and we should eat a lot of such as dairy products, vegetables, fruits, etc. Then, speak about unhealthy foods which are not good for us and we should not eat too much of such as fries, carbonated drinks, etc.

We have three main meals in a day.



New Words



Breakfast



Lunch



Dinner

TS: Speak about the main three meals in a day and what we usually eat in these meals. Ask the learners what their favorite food is in each meal.

Review Time



Healthy food




Unhealthy food

A: Cross out (X) the unhealthy foods.



B: Tick the boys who ate good foods.



TS: Have a review on what you have taught. Then, assess the learners' understanding with the help of these activities.

Glossary

